

About Your Study Participation

The goal of the Screening Breast Ultrasound study is to determine if screening breast ultrasound can discover breast cancer or suspicious areas that mammography may miss.


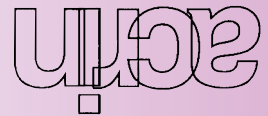
More than 1500 women have enrolled in the study since participant recruitment began in April 2004. To help us reach our goal of enrolling 2800 participants by the end of 2005, please spread the word about the study to family and friends who may want to participate.

The study is funded by a unique partnership between the National Cancer Institute and the Avon Foundation. Learn more about NCI's programs at www.cancer.gov and about the Avon Foundation's philanthropy at www.avonfoundation.org.



The American College of Radiology Imaging Network, known as ACRIN, is a national cancer research organization funded by the National Cancer Institute. It is made up of investigators at over 100 leading medical facilities located in North America and abroad. The goal of ACRIN is to conduct studies in medical imaging that will result in the earlier diagnosis of cancer and increase the longevity and improve the quality of life of cancer patients. For more information about ACRIN visit: www.acrin.org or e-mail Project Manager Cynthia Olson at colson@phila.acr.org.

American College of Radiology Imaging Network



Thank You For Your Participation



Your Participation Makes All The Difference

A Word from Wendie Berg, MD, PhD

National Principal Investigator for the Screening Breast Ultrasound in High-Risk Women Clinical Trial

It is through the generosity of women like you that we are rapidly completing enrollment for the Screening Breast Ultrasound in High-Risk Women study. On behalf of the many people who have made this important trial possible, my sincere thanks to you for your decision to participate. I am impressed by the willingness of so many women to give of their time to help us learn about the role of breast ultrasound screening for the early detection of breast cancer.

Key to the study's success is your commitment to return at least two more times for a mammogram and breast ultrasound - at 12 months and then 24 months after your initial appointment, to the same site where you enrolled in the study.. Why? It is important that we do the same tests for several years to see if you have a change in your breast health and to evaluate whether the change was seen on the ultrasound image, the mammogram image, on both images, on neither. We may also call you 36 months after your initial enrollment to ask you about your breast health during a telephone interview.


Please make your participation count by calling the research associate at the number below to arrange for your next appointment. Your continued participation will make all the difference.



In closing, I want you to know that I do not understate your individual contribution when I say that your participation means something. It means everything.

Thank you,

Wendie Berg, MD, PhD
National Principal Investigator
Screening Breast Ultrasound in High-Risk
Women
American College of Radiology Imaging Network



*Make Your
Contribution Count...*

Please Call!

